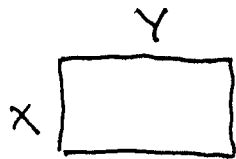

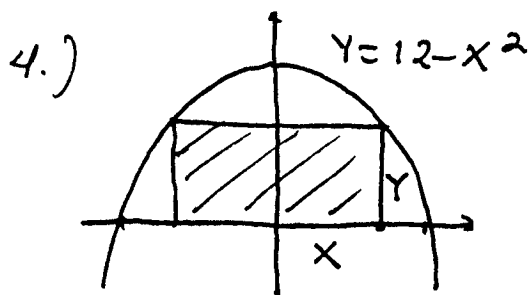


Section 4.6

1.)  area $XY = 16 \text{ in.}^2 \rightarrow$
 $Y = 16/X$; minimize
 perimeter $P = 2X + 2Y \rightarrow$ (sub.)
 $P = 2X + 2\left(\frac{16}{X}\right) \rightarrow P = 2X + \frac{32}{X}$; then
 $P' = 2 - \frac{32}{X^2} = \frac{2X^2 - 32}{X^2} = \frac{2(X^2 - 16)}{X^2} = 0$
 $\rightarrow X^2 - 16 = 0 \rightarrow X = 4$
 $\begin{array}{c} - \quad 0 \quad + \\ \hline \end{array} \quad P'$
 $X = 4 \text{ in.}$
 $Y = 4 \text{ in.}$
 min. $P = 16 \text{ in.}^2$

2.)  perimeter $2X + 2Y = 8 \text{ m.} \rightarrow$
 $X + Y = 4 \rightarrow Y = 4 - X$;
 maximize area $A = XY \rightarrow$ (sub.)
 $A = X \cdot (4 - X) \rightarrow A = 4X - X^2$; then
 $A' = 4 - 2X = 0 \rightarrow X = 2$
 $\begin{array}{c} 0 \\ \hline \end{array} \quad A'$
 $X = 2 \text{ m.}$
 $Y = 2 \text{ m.}$
 max. $A = 4 \text{ m.}^2$



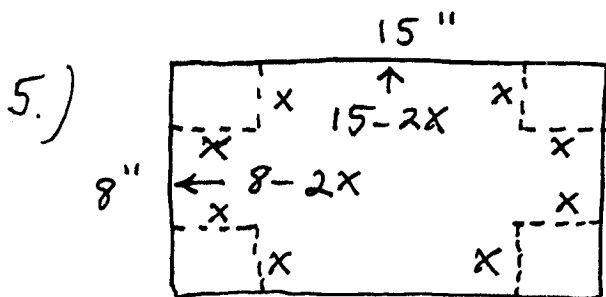
Maximize area
 $A = 2x \cdot Y = 2X \cdot (12 - X^2) \rightarrow$
 $A = 24X - 2X^3$; then

$$A' = 24 - 6x^2 = 6(4 - x^2) = 6(2-x)(2+x) = 0$$

$$\rightarrow x = 2 \text{ or } x = -2 \text{ (No)}$$

+	0	-	
_____			A'
	$x=2$		} 4 by 8 rect.
	$y=8$		

max. $A = 32$



Maximize volume

$$V = (15-2x)(8-2x) \cdot x \xrightarrow{D}$$

(triple product)

$$V' = (-2)(8-2x)(x) + (15-2x)(-2)(x) + (15-2x)(8-2x)(1)$$

$$= (-16x + 4x^2) + (-30x + 4x^2) + (4x^2 - 46x + 120)$$

$$= 12x^2 - 92x + 120 = 4(3x^2 - 23x + 30) = 0 \rightarrow$$

$$x = \frac{23 \pm \sqrt{529 - 360}}{6} = \frac{23 \pm 13}{6} = 6 \text{ or } \frac{5}{3} \rightarrow$$

$$x = \frac{5}{3}''$$

+	0	-	
_____			V'
	$x = \frac{5}{3}''$		

so dim. are $\frac{35}{3}''$ by $\frac{14}{3}''$ by $\frac{5}{3}''$ and

max. $V = \frac{2450}{27} \text{ in}^3 \approx 90.74 \text{ in}^3$



length $2x + y = 800 \text{ m.} \rightarrow$

$$y = 800 - 2x ;$$

maximize area $A = xy = x(800 - 2x) \rightarrow$

$$A = 800x - 2x^2 \xrightarrow{D} A' = 800 - 4x = 0 \rightarrow$$

$$X = 200 \text{ m.}$$

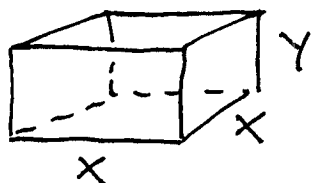
$$\begin{array}{c} + \quad 0 \quad - \\ \hline \end{array} \quad A'$$

$$X = 200 \text{ m.}$$

$$Y = 400 \text{ m.}$$

$$\text{max. } A = 80,000 \text{ m.}^2$$

9.) a.)



$$\text{volume } x^2 Y = 500 \text{ ft.}^3 \rightarrow$$

$$Y = \frac{500}{x^2} ; \text{ minimize}$$

surface area (weight)

$$S = x^2 + 4xY = x^2 + 4x \cdot \left(\frac{500}{x^2}\right) \rightarrow$$

$$\boxed{S = x^2 + \frac{2000}{x}} \xrightarrow{D} S' = 2x - \frac{2000}{x^2}$$

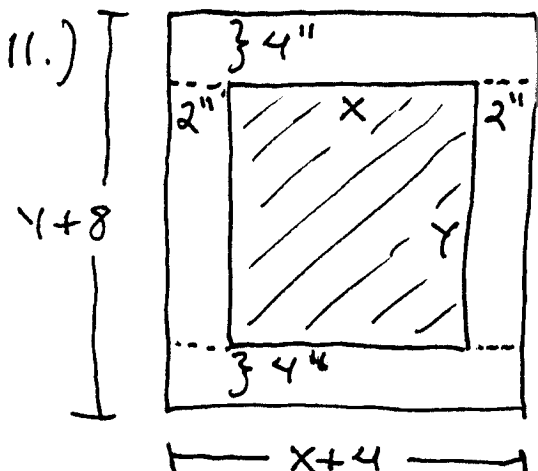
$$= \frac{2x^3 - 2000}{x^2} = \frac{2(x^3 - 1000)}{x^2} = 0 \rightarrow x = 10 \text{ ft.}$$

$$\begin{array}{c} - \quad 0 \quad + \\ \hline \end{array} \quad S'$$

$$x = 10 \text{ ft.}$$

$$Y = 5 \text{ ft.}$$

$$\text{min. } S = 300 \text{ ft.}^2$$



$$\text{print area } XY = 50 \text{ in.}^2$$

$$\rightarrow \boxed{Y = \frac{50}{X}} ;$$

minimize paper area

$$A = (x+4)(Y+8)$$

$$= (x+4)\left(\frac{50}{x} + 8\right)$$

$$= 50 + \frac{200}{x} + 8x + 32 \rightarrow \boxed{A = \frac{200}{x} + 8x + 82} \xrightarrow{D}$$

$$A' = -\frac{200}{x^2} + 8 = \frac{8x^2 - 200}{x^2} = \frac{8(x^2 - 25)}{x^2} = 0$$

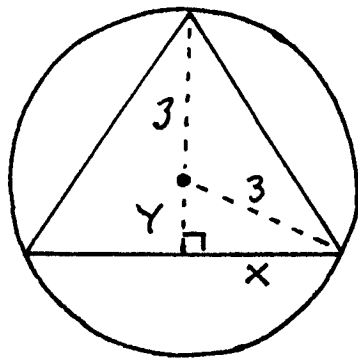
$$\rightarrow x = 5 \text{ in.}$$

$$\begin{array}{c} - \quad 0 \quad + \\ \hline \end{array} \quad A'$$

page size: 18 in. by 9 in. $\begin{cases} x = 5 \text{ in.} \\ y = 10 \text{ in.} \end{cases}$

$$\text{min. } A = 162 \text{ in.}^2$$

12.)



$$x^2 + y^2 = 3^2 \rightarrow$$

$$\boxed{x^2 = 9 - y^2}$$

maximize volume

$$V = \frac{1}{3} \pi x^2 (y + 3)$$

$$= \frac{1}{3} \pi (9 - y^2)(y + 3) = \frac{1}{3} \pi (9y + 27 - y^3 - 3y^2) \rightarrow$$

$$\boxed{V = \frac{1}{3} \pi (9y + 27 - y^3 - 3y^2)} \xrightarrow{D}$$

$$V' = \frac{1}{3} \pi (9 - 3y^2 - 6y) = \frac{1}{3} \pi (-3)(y^2 + 2y - 3)$$

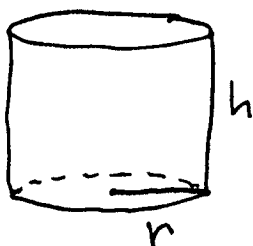
$$= -\pi (y - 1)(y + 2) = 0 \rightarrow y = 1 \text{ or } y = -2 \text{ (No)}$$

$$\begin{array}{c} + \quad 0 \quad - \\ \hline \end{array} \quad V'$$

cone dimensions: $\begin{cases} y = 1 \\ x = \sqrt{8} \end{cases}$
 $h = 4, r = \sqrt{8}$

$$\text{max. } V = \frac{\pi}{3} (\sqrt{8})^2 (4) = \frac{32}{3} \pi$$

14.)



$$\text{volume } \pi r^2 h = 1000 \text{ cm.}^3 \rightarrow$$

$$\boxed{h = \frac{1000}{\pi r^2}}$$

minimize

surface area (weight)

$$S = \pi r^2 + 2\pi r h = \pi r^2 + 2\pi r \cdot \frac{1000}{\pi r^2} \rightarrow$$

$$\boxed{S = \pi r^2 + \frac{2000}{r}} \xrightarrow{D} S' = 2\pi r - \frac{2000}{r^2}$$

$$= \frac{2\pi r^3 - 2000}{r^2} = \frac{2(\pi r^3 - 1000)}{r^2} = 0 \rightarrow$$

$$\pi r^3 - 1000 = 0 \rightarrow r = \left(\frac{1000}{\pi}\right)^{1/3} \approx 6.83 \text{ in.}$$

$$\begin{array}{c} - \quad 0 \quad + \\ \hline \end{array} \quad S'$$

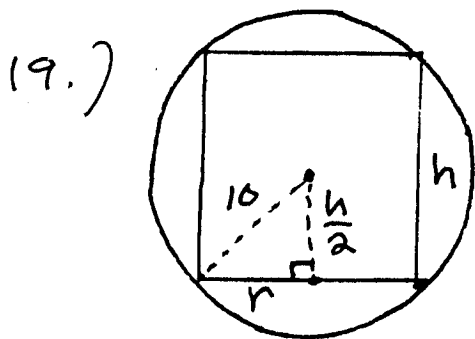
$$r = \left(\frac{1000}{\pi}\right)^{1/3} \text{ in.} \approx 6.83 \text{ in.}$$

$$h = \frac{1000}{\pi \left(\frac{1000}{\pi}\right)^{2/3}} = \left(\frac{1000}{\pi}\right)^{1/3} \text{ in.} \approx 6.83 \text{ in.}$$

$$\text{min. } S = \pi \left(\frac{1000}{\pi}\right)^{2/3} + \frac{2000}{\left(\frac{1000}{\pi}\right)^{1/3}} \rightarrow$$

$$S = \frac{1000^{2/3}}{\pi^{1/3}} + 2 \cdot 1000^{2/3} \cdot \pi^{1/3}$$

$$= \frac{1000^{2/3} (1 + 2\pi^{2/3})}{\pi^{1/3}} \approx 439.4 \text{ in.}^2$$



$$r^2 + \left(\frac{h}{2}\right)^2 = 10^2 \rightarrow$$

$$\boxed{r^2 = 100 - \frac{h^2}{4}} ;$$

maximize volume

$$V = \pi r^2 h = \pi \left(100 - \frac{h^2}{4}\right) h \rightarrow$$

$$\boxed{V = \pi \left(100h - \frac{1}{4}h^3\right)} \xrightarrow{D} V' = \pi \left(100 - \frac{3}{4}h^2\right) = 0$$

$$\rightarrow 100 = \frac{3}{4}h^2 \rightarrow h^2 = \frac{400}{3} \rightarrow h = \frac{20}{\sqrt{3}} \text{ cm.}$$

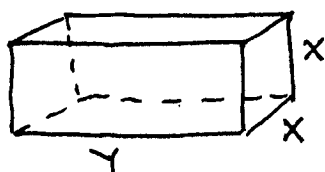
$$\begin{array}{c} + \quad 0 \quad - \\ \hline V' \end{array}$$

$$h = \frac{20}{\sqrt{3}} \approx 11.55 \text{ cm.}$$

$$r = \sqrt{100 - \frac{1}{4} \cdot \frac{400}{3}} = 10\sqrt{\frac{2}{3}} \approx 8.16 \text{ cm.}$$

$$\begin{aligned} \text{max. } V &= \pi \left(10\sqrt{\frac{2}{3}}\right)^2 \left(\frac{20}{\sqrt{3}}\right) \\ &= \frac{4000}{3\sqrt{3}} \pi \approx 2418 \text{ cm}^3 \end{aligned}$$

20.)



$$Y + 4X = 108'' \rightarrow$$

$$Y = 108 - 4X$$

$$\text{maximize volume } V = X^2 Y = X^2(108 - 4X) \rightarrow$$

$$V = 108X^2 - 4X^3 \xrightarrow{D} V' = 216X - 12X^2$$

$$= 12X(18 - X) \rightarrow X = 18 \text{ or } X = 0 \text{ (NO)}$$

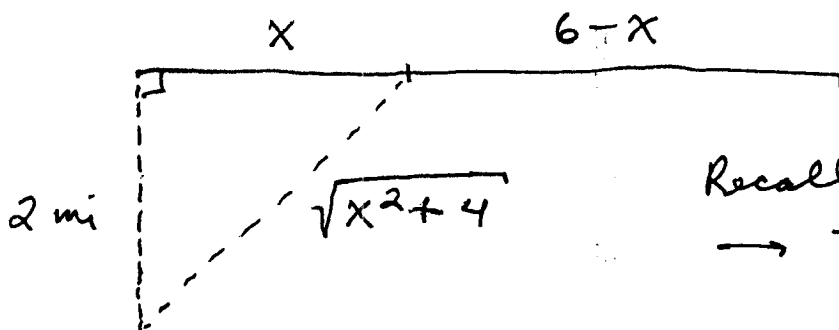
$$\begin{array}{c} + \quad 0 \quad - \\ \hline V' \end{array}$$

$$X = 18 \text{ in.}$$

$$Y = 36 \text{ in.}$$

$$\text{max. } V = 11,664 \text{ in}^3$$

38.)



$$\text{Recall: } D = RT$$

$$\rightarrow T = \frac{D}{R}$$

$$\text{minimize time } T = T_{\text{row}} + T_{\text{walk}} \rightarrow$$

$$T = \frac{\sqrt{X^2 + 4}}{2} + \frac{6 - X}{5} \xrightarrow{D}$$

$$T' = \frac{1}{2} \cdot \frac{1}{2} (x^2 + 4)^{-\frac{1}{2}} \cdot 2x - \frac{1}{5} = 0 \rightarrow$$

$$\frac{x}{2\sqrt{x^2+4}} = \frac{1}{5} \rightarrow 5x = 2\sqrt{x^2+4} \rightarrow$$

$$25x^2 = 4(x^2+4) = 4x^2 + 16 \rightarrow$$

$$21x^2 = 16 \rightarrow x^2 = \frac{16}{21} \rightarrow x = \frac{4}{\sqrt{21}} \approx 0.873 \text{ mi.}$$

$$\begin{array}{c} - \quad 0 \quad + \\ \hline x = \frac{4}{\sqrt{21}} \approx 0.873 \text{ mi} \end{array} \quad T'$$

$$\text{min } T \approx 2.12 \text{ hr.}$$

52.) Let x : # of people added to 50 ;
 Revenue = (#/person)(# people)

$$= (200 - 2x)(50 + x)$$

$$\text{Cost} = 6000 + 32(50 + x) ;$$

maximize profit

$$P = \text{Revenue} - \text{Cost}$$

$$= (200 - 2x)(50 + x) - 6000 - 32(50 + x) \xrightarrow{D}$$

$$P' = (200 - 2x)(1) + (-2)(50 + x) - 32$$

$$= 200 - 2x - 100 - 2x - 32$$

$$= 68 - 4x = 0 \rightarrow x = 17 \text{ people}$$

$$\begin{array}{c} + \quad 0 \quad - \\ \hline x = 17 \end{array} \quad P'$$

$$\text{total people} : 67$$

$$\$/\text{person} : \$166$$

$$\text{Revenue} : \$11,122$$

$$\text{Cost} : \$8144$$

max. profit

$$P = \$2978$$