

# PCA & SVD

Note Title

Recall the **centered data matrix**  
 $\tilde{X} := [\tilde{x}_1 \cdots \tilde{x}_n] \in \mathbb{R}^{d \times n}$

$$\tilde{x}_j := x_j - \bar{x}, \quad \bar{x} := \frac{1}{n} \sum_{i=1}^n x_i,$$

and the **sample covariance matrix**

$$S := \frac{1}{n} \tilde{X} \tilde{X}^T$$

Then, **PCA** is nothing but the **eigendecomposition of  $S$**

$$S = \Phi \Lambda \Phi^T, \quad \Lambda = \text{diag}(\lambda_1, \dots, \lambda_d)$$

$$\lambda_1 \geq \lambda_2 \geq \dots \geq \lambda_d \geq 0.$$

$\Phi := [\phi_1 \cdots \phi_d] \in \mathbb{R}^{d \times d}$  is an ortho. matrix, and  $\{\phi_1, \dots, \phi_d\}$  form an ONB of  $\mathbb{R}^d$ .

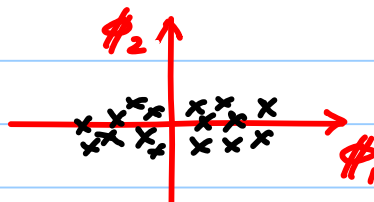
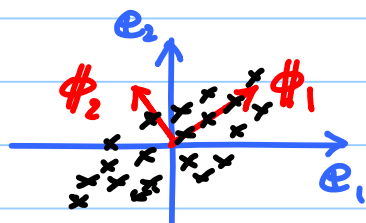
$\phi_j^T \tilde{X}$  is said to be the  **$j$ th**

**principal components** of  $\tilde{X}$ .

These are nothing but the expansion coefficients of  $\tilde{X}$  w.r.t. the ONB vector  $\phi_j$ .

If  $\tilde{X}$  forms a "cigar" shape,

then  $\phi_j^T \tilde{X}$  are the coordinate values of  $\tilde{X}$  under the rotated axes



- Hence viewing the given dataset under the principal axes  $\Phi_1, \Phi_2, \dots$ , provides us better interpretations of the data than viewing them under the original axes  $e_1, e_2, \dots$ .
- PCA is also often used as a tool to do **dimension reduction** and **feature extraction** by keeping only **top  $k$**  PCA coordinates where  $k \ll d$ , i.e.,

$$\Phi_k := [\Phi_1 \dots \Phi_k] \in \mathbb{R}^{d \times k}$$

$$\mathbb{R}^d \ni \tilde{x}_j \mapsto \underbrace{\Phi_k^T \tilde{x}_j}_{\text{top } k \text{ PCA coordinates}}$$

or **top  $k$  Principal Components** of  $\tilde{x}_j$ .

Note that using these **top  $k$**  principal components, we can approximate the original data  $x_j$  by

$$x_j \approx \bar{x} + \Phi_k \Phi_k^T \tilde{x}_j$$

Of course the approximation gets better and better as  $k$  increases. In fact, if  $k = d$ , then  $x_j$  is recovered exactly (within machine  $\epsilon$ ).

Now we'll face the problem when we compute the eigendecomposition of  $S = \Phi \Lambda \Phi^T$ :

- (1) If  $d$  is large, we cannot compute this eigendecomposition because we cannot hold  $\Phi \in \mathbb{R}^{d \times d}$  in computer memory, and its computational cost is  $O(d^3)$ , i.e., too expensive to compute.
- (2) Fortunately, we often do not need all  $d$  eigenvectors, most likely, only first  $k$  eigenvectors  $k \ll d$ .
- (3) Moreover if  $d > n$ , then  $\text{rank}(S) = n - 1$  if  $x_j$ 's are linearly indep. So, after the first  $n - 1$  eigenvectors are useless!

Why? 
$$S = \frac{1}{n} \tilde{X} \tilde{X}^T = \frac{1}{n} \left\{ \underbrace{\tilde{x}_1 \tilde{x}_1^T}_{\text{rank 1}} + \dots + \underbrace{\tilde{x}_n \tilde{x}_n^T}_{\text{rank 1}} \right\}$$

So looks like  $\text{rank}(S) = n$ .

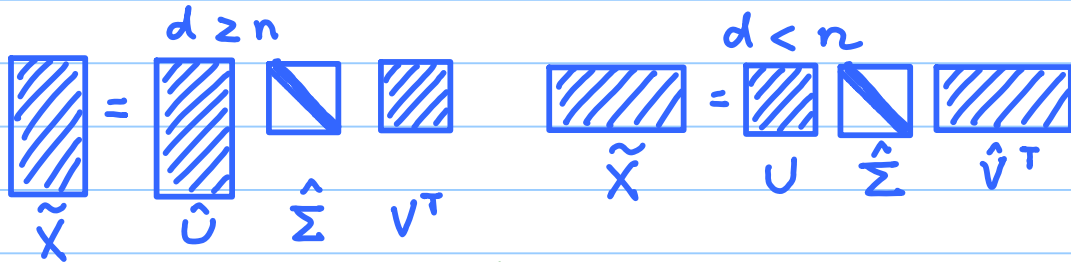
But since  $\tilde{x}_1 + \dots + \tilde{x}_n = \mathbf{0}$  because the mean  $\bar{x}$  is subtracted from each data vector  $x_j$  (i.e.,  $\tilde{x}_j = x_j - \bar{x}$ ) Hence,  $S$  loses 1 rank.

So,  $\text{rank}(S) = n - 1$ .

Now, let's consider the **reduced**

SVD of  $\tilde{X}$ :

$$\tilde{X} = \hat{U} \hat{\Sigma} \hat{V}^T$$



Just consider the "neo-classical" setting, i.e.,  $d \geq n$  (e.g., the face image database)

Then consider the sample covariance matrix  $S$  using the above SVD:

$$S = \frac{1}{n} \tilde{X} \tilde{X}^T = \frac{1}{n} \hat{U} \hat{\Sigma} \underbrace{\hat{V}^T \hat{V}} \hat{\Sigma}^T \hat{U}^T$$

$$= \frac{1}{n} \hat{U} \hat{\Sigma} \hat{\Sigma}^T \hat{U}^T = \frac{1}{n} \hat{U} \hat{\Sigma}^2 \hat{U}^T$$

Now  $\hat{\Sigma} = \text{diag}(\sigma_1, \dots, \sigma_{n-1}, \underline{0})$   
if  $x_1, \dots, x_n$  are linearly indep.

So,  $\hat{\Sigma}^2 = \text{diag}(\sigma_1^2, \dots, \sigma_{n-1}^2, 0)$ .

Finally,  $S$  can be written as

$$S = \underbrace{\hat{U}}_{\substack{\uparrow \\ \text{columns are orthonormal}}} \underbrace{\left(\frac{1}{n} \hat{\Sigma}^2\right)}_{= \text{diag}(\sigma_1^2/n, \dots, \sigma_{n-1}^2/n, 0)} \hat{U}^T$$

Comparing this with the eigendecomposition

$S = \Phi \Lambda \Phi^T$ , we can conclude that

$$\begin{cases} \Phi(:, 1:n) = \hat{U} \\ \Lambda(1:n, 1:n) = \frac{1}{n} \hat{\Sigma}^2 = \text{diag}(\sigma_1^2/n, \dots, \sigma_{n-1}^2/n, 0) \end{cases}$$

In fact, only the  $1:n-1$  portion is useful since  $\sigma_n = 0$ .

Hence, we should use the reduced SVD of  $\tilde{X}$  (not  $S$ ) for computing PCA!!

Do not use the eigendecomposition of  $S$  unless  $d$  is small.

Note:  $\tilde{X} V = \hat{U} \hat{\Sigma} V^T V = \hat{U} \hat{\Sigma}$   
 $= [\tilde{X} v_1, \dots, \tilde{X} v_n] = [\sigma_1 u_1, \dots, \sigma_{n-1} u_{n-1}, 0]$

So,  $u_j = \frac{1}{\sigma_j} \tilde{X} v_j$ ,  $j = 1, \dots, n-1$ .

In other words, each principal axis  $u_j$  is just a linear combination of the (centered) input vectors  $\tilde{X}_1, \dots, \tilde{X}_n$ !

Now let's do MATLAB experiments using the face image database consisting of 143 faces each of which has  $128 \times 128 = 16384$  pixels, i.e.,  $d = 16384$ ,  $n = 143$ .