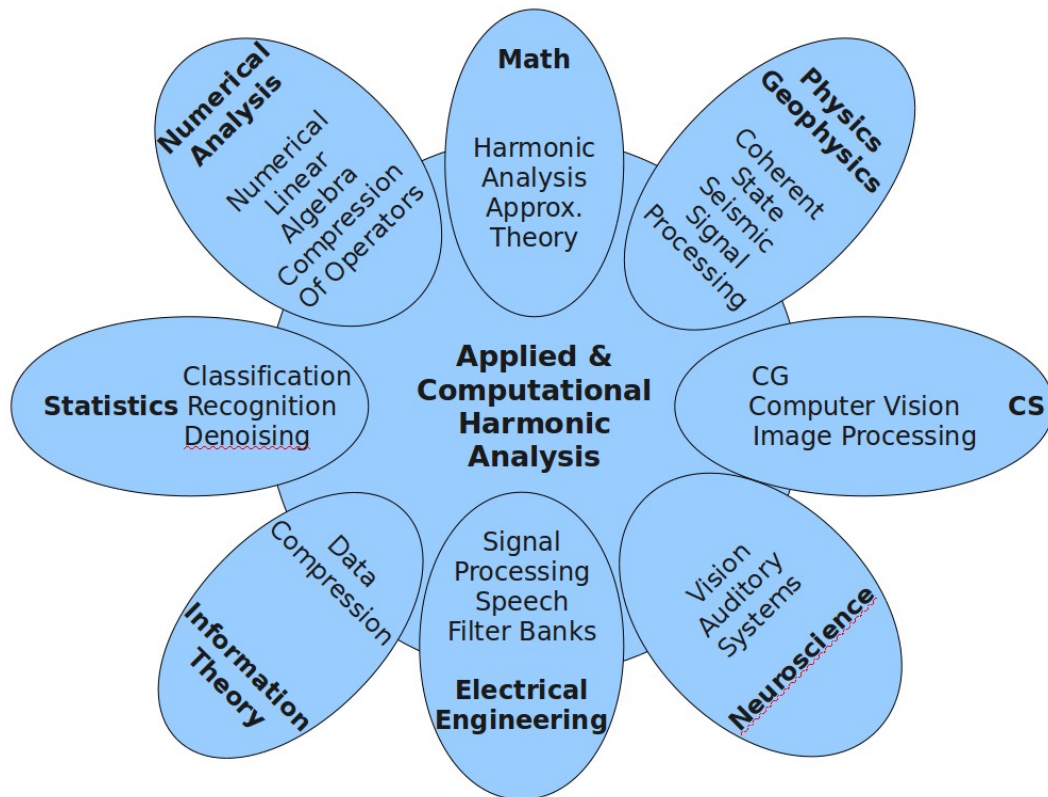


# MAT 271: Applied & Computational Harmonic Analysis

Note Title

## Lecture 1: Overture

Applied & Computational Harmonic Analysis (ACHA)  
is an extremely **interdisciplinary** field!



This is not surprising considering the ubiquity of the celebrated **Fourier transform**!

The key role of ACHA  
→ provides great tools for representing your data/functions/operators.

\* Representation of data / functions using ACHA-based tools is:

(1) Efficient → good for compression / approximation

$$f(x) \approx \sum_{k=1}^n \alpha_k \psi_k(x)$$

where  $n$ : small,  $\{\psi_k\}$ : an ONB  
or more precisely,

$$\|f - \sum_{k=1}^n \alpha_k \psi_k\| = O(n^{-\beta})$$

$\exists \beta > 0$


What classes of fcns possess such rate of approximation for a given set of  $\{\psi_k\}$ ?

A bad example:


Original




Basis #1



Basis #2



Basis #3




Approx with 1311 terms



Residual

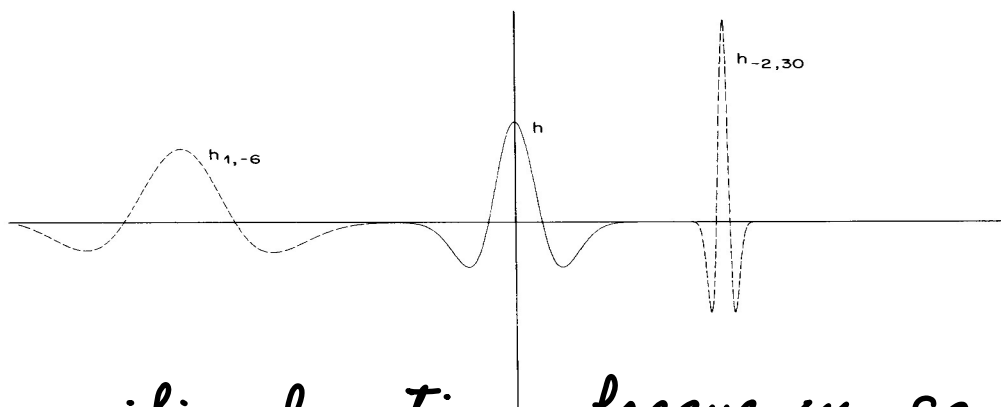


A good example:



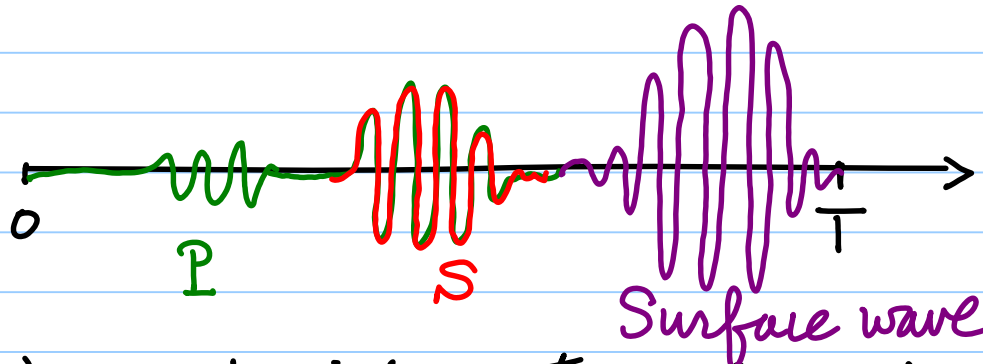
## (2) Meaningful/useful

- $\{\alpha_k\}$  are used for interpretation, classification, discrimination, ...
- $\{\varphi_k\}$  are easily interpretable.

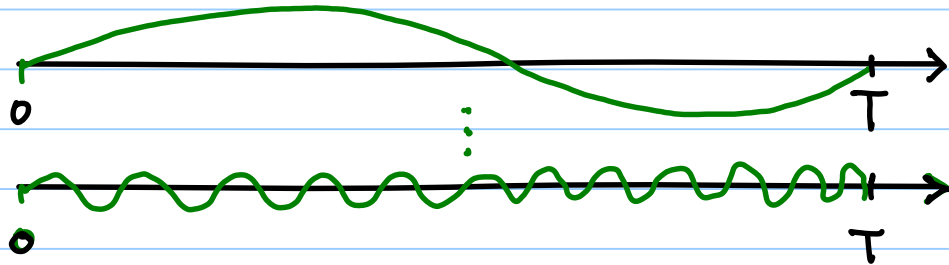


specific location, frequency, scale, duration, ...

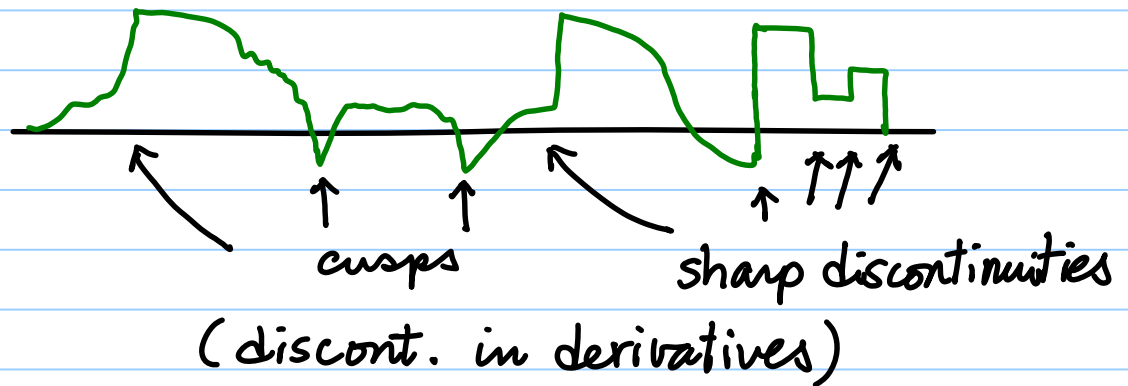
## Ex. 1. Seismic waves



→ Wrong to interpret such a signal with global sinusoids



## Ex. 2 images (profiles of images)



→ Wrong to use global sinusoids  
→ less efficient, coeff's do **not** decay fast ...

(3) Representation should be **adapted** to your task!

Representation (or feature extraction) for compression may be different from that for classification  
⇒ portraits of twins

(4) Computationally **fast & stable**

• If  $\{\varphi_k\}$  are orthonormal, then

$$\alpha_k = \langle f, \varphi_k \rangle = \int f(x) \overline{\varphi_k(x)} dx$$

⇒ Matrix-vector multiplication in general.

$$\alpha = \Phi^* f$$

which requires  $O(n^2)$  op's : slow!  
Want to have  $O(n \log n)$  or faster!

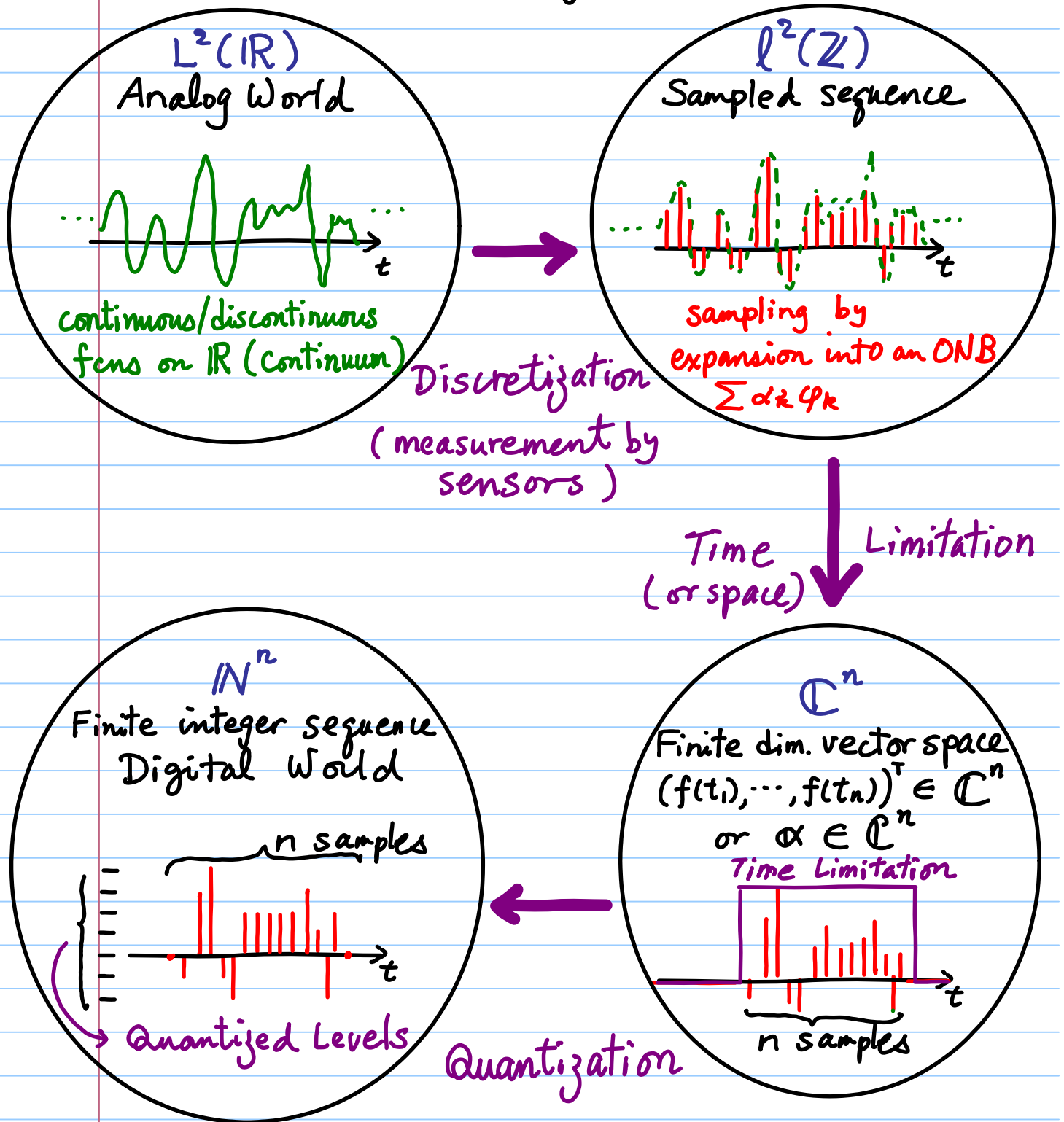
(5) Representation allows us to follow a very important strategy for any data / signal / image analysis tasks

It's a philosophy called

Ulf Grenander "Analysis by Synthesis"  
Pattern Theory

We can truly "analyze" or "understand" the data / signal / images by looking at how they are composed of elementary "molecules" or "atoms".

# \* What is a signal?



\* We won't discuss the quantization procedure in this  
 \* Sampling can be viewed as an expansion course.  
 of a signal into a special ONB  $\Rightarrow$  **The Shannon Sampling Thm**

\* Until we discuss Harmonic Analysis on graphs & networks, we assume that

our signals are supported on

$$\mathbb{R}^d, \quad d \geq 1 \quad (\text{unbdd, continuum});$$

$$\prod_{j=1}^d (a_j, b_j) \subset \mathbb{R}^d \quad (\text{a rectangle});$$

$$\mathbb{Z}^d, \quad d \geq 1 \quad (\text{unbdd, discrete}); \text{ or}$$

$$\prod_{j=1}^d \mathbb{Z}_{n_j}, \quad n_j \in \mathbb{N} \quad (\text{regular lattice})$$

↑

$$(0, 1, \dots, n_1-1) \times (0, 1, \dots, n_2-1) \times \dots \times (0, 1, \dots, n_d-1)$$

